

LOW & MEDIUM PRESSURE

ANC4B 316 stainless steel or black anodised aluminium switchcase.

IP66/IP67 certified housing.

SIL2 - IEC61508 proven reliability.

Calibrated adjustment scale.

Differential pressure settings from 2 mBar to 12 Bar.

Single or dual microswitch option.
Adjustable deadband option.

Wetted parts NACE MR-01-75 compliant.

Manual reset pushbutton option.

ATEX Certified Option


CE  II1G Ex ia IIC

T6 Tamb -50 to +78°C

T5 Tamb -50 to +93°C

T4 Tamb -50 to +128°C

DP1500 GUARDIAN INDUSTRIAL & ATEX CERTIFIED Exia DIFFERENTIAL PRESSURE SWITCH (LOW PRESSURE & VACUUM OPTION)

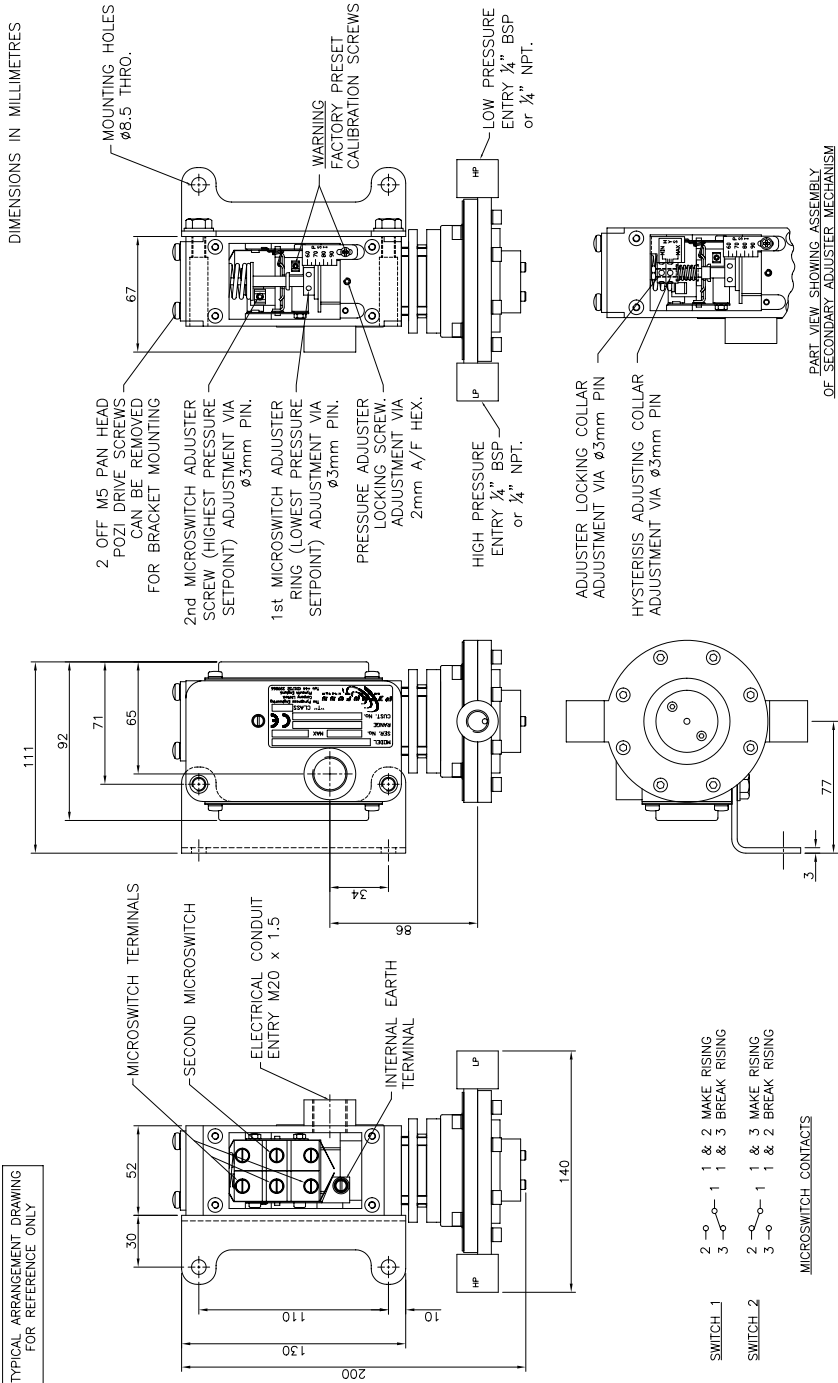


The standard ranges cover differential pressure applications for settings from 2 mBar to 12 Bar. Dual microswitch and adjustable deadband options are available as detailed on the opposite page. The ranges for high differential pressure versions are shown on pages 34 and 35. For general specification and introduction to the Guardian switch range refer to pages 10 & 11.

STANDARD VITON DIAPHRAGM		Dual microswitches may increase the deadband by a factor of two. △ 3.5 Bar option available.				
ADJUSTMENT RANGE (BAR) *MBAR	ADJUSTMENT RANGE (PSI) **WG	MAX WORKING PRESS. (BAR) ONE SIDED EQUAL		DEADBAND (BAR) *MBAR	DIAPHRAGM CODE	SPRING CODE
6 - 12	90 - 170	14	28	<1.2	01SB	3
5 - 7	75 - 100	14	28	<0.7	01SB	B
3 - 5	45 - 75	14	28	<0.5	01SB	G
2 - 4	30 - 60	14	28	<0.4	01SB	R
0.2 - 2.4	5 - 35	14	28	<0.25	01SB	1
0.1 - 1.1	2 - 16	7	10	<0.15	02SB	2
*30 - 330	*12 - 132	7	10	<*35	03SB	1
*5 - 55	*2 - 20	0.35	0.5 △	<*6	08SB	2
*2 - 42	*1 - 16	0.35	0.5 △	<*3	08SB	1

FIG. 11 TYPE DP1500 GUARDIAN DIFFERENTIAL PRESSURE SWITCH (DIAPHRAGM CODE 03SB)

TYPICAL ARRANGEMENT DRAWING FOR REFERENCE ONLY

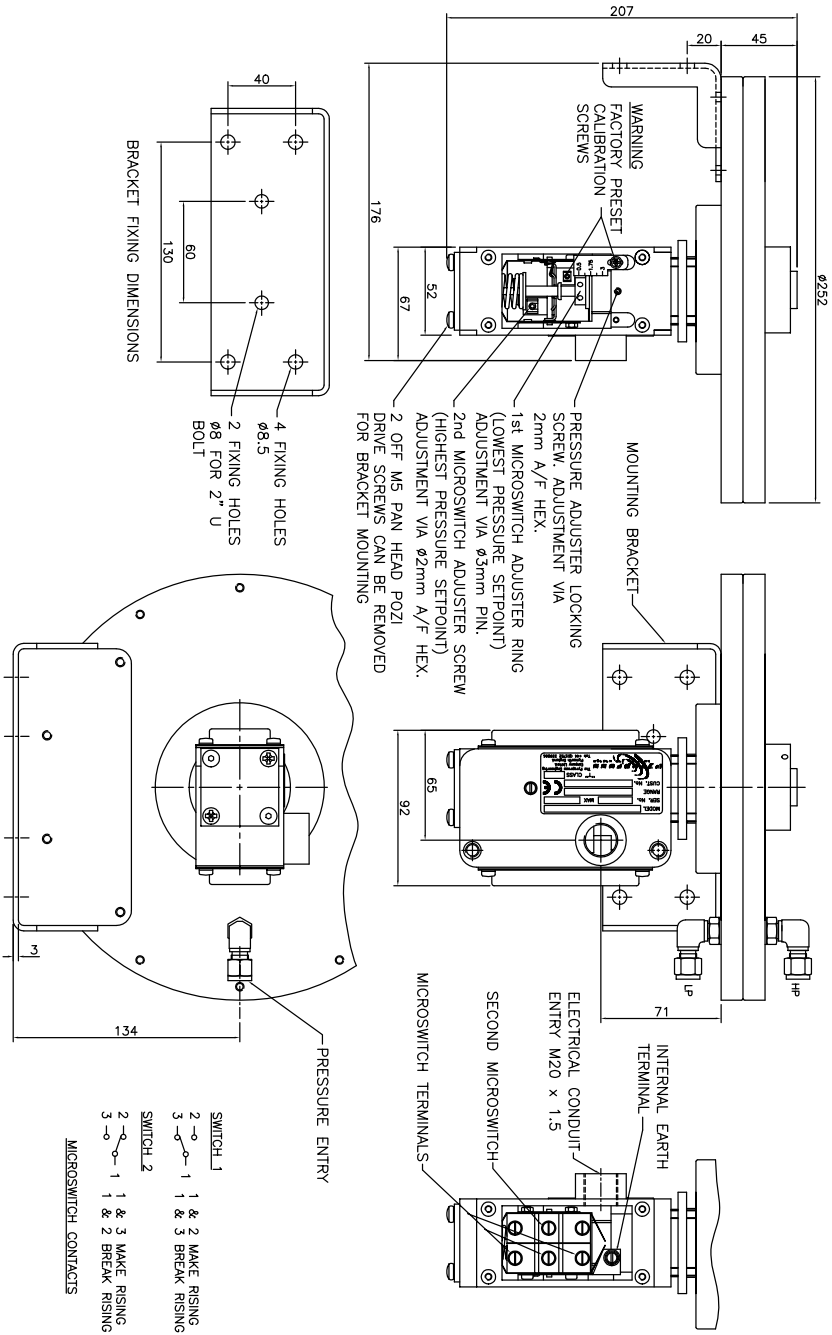


GUARDIAN 3" DIFFERENTIAL PRESSURE SWITCH

FIG. 12 TYPE DP1500 GUARDIAN DIFFERENTIAL PRESSURE SWITCH (DIAPHRAGM CODE 08SB)

TYPICAL ARRANGEMENT DRAWING
FOR REFERENCE ONLY

DIMENSIONS IN MILLIMETRES



GUARDIAN INDUSTRIAL & ATEX Exia SWITCHES

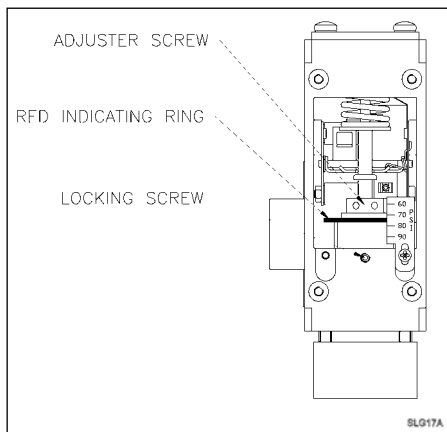
INTRODUCTION

The Guardian **pressure, differential pressure, temperature, level and flow** switches are a part of our extensive range of specialist process sensors. They utilise the expertise gained from over 50 years experience of designing and manufacturing control devices for industrial, marine and hazardous area applications.

These switches are constructed with either a robust aluminium or stainless steel enclosure. The aluminium casting is black anodised and supplied with 316 stainless steel covers. The stainless steel case is a natural finish. Covers are gasketed and sealed to achieve an environmental seal to IP66 & IP67 standards. The internals utilise a unique mechanism designed by the engineers at PYROPRESS to produce a wide range, low switching differential and excellent repeatability. This combined with a variety of microswitches, mountings and sensor options has produced a switch range suitable for all weatherproof and intrinsically safe applications.

CALIBRATION

The design features a simple form of calibration adjustment against a scale plate. This allows users to either order units with a specific setting, or stock a mid range setting and then calibrate to suit the application. Calibration is performed on the opposite side of the switch to the electrical connections, and can be set safely with the switch supply live. On removal of the adjustment cover a small grub screw can be loosened allowing the adjusting ring to be turned with a small Tommy bar or Allen key. The setting is read from the centre of the red indicating ring against the calibrated scale plate.



Calibration procedures for dual microswitches and adjustable switching differential switches are detailed on the operating and maintenance instructions supplied with each switch.

TECHNICAL SPECIFICATION

Switchcase and covers : ANC4B 316 stainless steel switchcase with 316 stainless steel covers or black anodised aluminium switchcase and 316 stainless steel covers. Optional 304 stainless steel mounting bracket.

Microswitch : SPCO/SPDT. Options include single or twin switch assemblies for simultaneous or separately adjustable set points, adjustable switching differential, manual reset and noble metal contacts for use on intrinsically safe circuits.

Microswitch rating

Standard microswitch : 6 Amps @ 480 V.AC
: 10 Amps @ 250 V.AC & 125 V.AC
: 5 Amps @ 30 V.DC & 0.5 Amps @ 125 V.DC
Adjustable deadband and high : 10 Amps @ 250 V.AC or DC
Current DC switching

Electrical Connections : Screwed terminals direct onto microswitch, suitable for cable up to 2.5 mm². (Manual reset microswitch is supplied with 6BA solder tags).

Electrical Conduit Entry : M20 x 1.5 straight entry. Adaptors are available.

Environmental Protection : Switches have been tested and certified by an external test house to IP66 in accordance with BS EN 60529 : 1992. In addition further internal tests confirm that the switchcase meets the requirements of IP67.

Vibration and shock parameters : Switches were subjected to Lloyds Register Type Approval System Test Specification No.1 Clause 130 Vibration Test 142 and shock tested to BS EN 60068-2-27 : 1987.

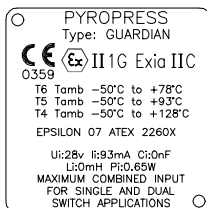
Temperature Limitations: Pressure, Vacuum and Differential Pressure.

Process : Diaphragm actuated unless otherwise stated -50 to +90°C (Nitrile) or -20 to +150°C (Viton). Piston actuated -40 to +120°C (Nitrile), or -20 to +150°C (Viton) or -60 to +150°C (PTFE). **Ambient :** -10 to +80 Deg.C.

Storage : -60 to +80°C. (For temp, level and flow refer to specific pages).

Certification: All switches are CE certified and marked in accordance with the following EU directives. Industrial : 2006/95/EC (Low Voltage Directive). Exia : 94/9/EC ATEX coded CE Ex II1G Exia IIC. CAT 1 (Zone 0) areas Special conditions for safe use. (Category 1, Zone 0) Aluminium may only be used when the ignition hazardous assessment shows that there is not risk of ignition from incensive, impact or abrasion sparks.

Accuracy: 1% @ 20°C.



The Pyropress Engineering Company Ltd.
Bell Close, Newnham Industrial Estate,
Plympton, Plymouth. Devon PL7 4JH England.
Tel: +44 (0)1752 339866
Fax: +44 (0)1752 336681
E-mail: sales@pyropress.com
Website: www.pyropress.com
Revision: D 06/09